



A Guide to Exhibition Electrics: What Sockets do I need?

Please note extension leads can be used providing they are under two metres for health and safety and that what is plugged into them doesn't exceed the wattage of the socket. You can get a quote direct from us for 24 hour power. If you have any queries don't hesitate to contact the office on 02476636783 or at electrics@indexgroup.org

500w Socket - 2amp



500W Sockets will usually power:
TVs (up to around 42")
Phone Chargers
Laptop/Tablet Charging
(Please check where possible the name plate on your appliance to find the wattage consumption)



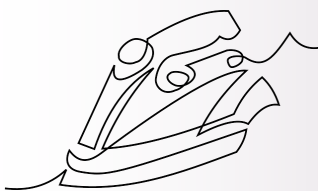
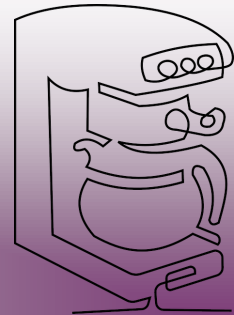
1KW Socket - 4amp

1KW Sockets will usually power:
TV's (up to around 60")
Lighting providing it doesn't exceed 1000W
Small Under Counter Fridge
(Please check where possible the name plate on your appliance to find the wattage consumption)



2KW Socket - 8amp

2KW Sockets will usually power:
Small Domestic Microwaves
Small Domestic Coffee Machines
(Please check where possible the name plate on your appliance to find the wattage consumption)



3KW Socket - 12amp

3KW Sockets will usually power:
A Kettle, An Iron
Large Domestic & Some Commercial
Coffee Machines
Appliances with a Heated Element

(Please check where possible the name plate on your appliance to find the wattage consumption)

